


BRITISH MOTORING CLUB-NEW ORLEANS, INC.
POST OFFICE BOX 73213
METAIRIE, LA 70033




The **MORRIS GAZETTE**
A MONTHLY PUBLICATION
by Jim Jones

THE OFFICIAL NEWSLETTER
of the **BRITISH MOTORING
CLUB - NEW ORLEANS, INC.**

Dues Due: 02/28/98

JAMES D JONES
800 W 16TH AVENUE
COVINGTON LA 70433

MARCH 1997



North American MGB Registry Chapter



GENERAL MEETING MOVED TO MARCH 18th

**7th ANNUAL BRITISH CAR MARCH 22nd
REGISTER YOUR BRITISH CAR NOW!
SEE THE "NEW" JAGUARS**

BMCNO CALENDAR OF EVENTS

SUN	MON	TUE	WED	THU	FRI	SAT
APRIL 1997		1	2	3	4	5
6 MALL & JUNK RUN	7	8 OFFICER'S MEETING	9	10	11	12
13	14	15	16	17	18	19 PANHANDLE CAR DAY
20	21	22	23	24	25	26
27	28	29 GENERAL MEETING	30	UPCOMING CLUB EVENTS		

MARCH 15

GOODIE BAGS – Come one & all to help make up the Car Day Goodie Bags. Eat pizza and socialize at the Friloux's warehouse located on Marie Street & Airline Hwy. in Kenner at 3:00 PM. Westbound one block from New Orleans International Airport on your right.

MARCH 18 (RESCHEDULED FROM THE 25TH)

GENERAL MEETING – New Orleans Hamburger & Seafood Company located at 817 Veterans Memorial Blvd. in Metairie, La. for 7:30 PM. Raffle Ticket Contest Deadline.

MARCH 21

PRE-REGISTRATION & RECEPTION – Holiday Inn at 6401 Veterans Memorial Blvd. at I-10 in Metairie starting at noon. Reception begins at 6:00 PM at the church activities building next store. Come help with registration if possible and come to enjoy good eats at the reception.

MARCH 22

CAR DAY – 7th Annual British Car Day at Lafreniere Park in Metairie. Register your Car Now!

APRIL 6

MALL & JUNK RUN – A cruise to Mississippi with a choice of places to go. The cruise will leave the Plaza Shopping Center in New Orleans East, I-10 & Reed Road, at 10:00 AM. The first stop will be off I-10 at the Cracker Barrel in Slidell at 10:30 AM. Next will be a drive to the Gulfport Outlet Mall (Black & Decker discount store located in the mall) just off I-10. Upon arrival at the mall, those who wish may join a cruise to Barry's U Pull It and scrounge for good British car stuff. (Organized Junk Yard)

APRIL 8 (Rescheduled from the 15th)

OFFICER'S MEETING – 7:00 PM at Dan Melesurgo's place: #8 Yosemite Drive, Park Timbers, in New Orleans. Lost number 504-391-3227.

APRIL 19

PANHANDLE CAR DAY – Pensacola Beach British Car Show. Convoy 6:30 AM at Plaza Shopping Center (I-10 & Reed Road). Breakfast 7:15 AM at (Awful) Waffle House Mississippi I-10 exit 13.

APRIL 29

GENERAL MEETING – New Orleans Hamburger & Seafood Company located at 817 Veterans Memorial Blvd. in Metairie, La. for 7:30 PM.

MAY 4

ANNUAL CRAYFISH BOIL – Bogue Falaya Municipal Park in Covington, La. Southshore convoy leaving Lakeside Shopping Center rear at 10:15 AM.

IN MY TRAVELS by Jim Jones

The 1275cc MG Midget engine that I plan to install in my Morris Minor 1000 Traveller is soon to return from the machine shop. The cylinders had to be bored to .020" oversize, but the main and rod bearing can remain at standard size. The crankshaft on the other hand was in bad shape. It was sent to Northwest Import Parts in Oregon as a core for a rebuilt shaft. The price was good. Try these guys if you need a good camshaft, 503-245-9617.

The transmission will be from a '69 MG Midget (Rib Cage Type). A possible modification here might be to the gear shift lever. The bottom end may have to be shortened or lengthened to fit the Midget control unit. I do not know if this is necessary at this time, because I do not have a gear shift lever for the Morris. But, one is coming along with a Morris radiator. A Morris type fellow will be transporting these items to the Car Day.


The clutch release lever is on the left hand side of the Morris transmission and the same lever is on the right hand side on the Midget transmission. But, no problem here. Mini-Mania supplies a cable operated conversion kit (The Morris has a manual clutch with a Mickey Mouse series of levers) and the conversion will also take care of the extra spring pressure produced by the 1275 clutch pressure plate. This is, of course, made available at a hefty price!

I will be installing a single H2 S.U. carb and a combination intake/exhaust manifold on this engine taken from a '70 Austin America. I have ready rebuilt the carb and cleaned the manifold. The manifold will mate right up to the exhaust pipe of the Traveller and use the same clamp arrangement. I am thankful that the British did not make changes from model to model just for the sake of change itself and that many manufactures utilized the same out-sourced parts.

I do not foresee any other modifications as necessary for the engine/tranney swap. I will install both a temperature and oil pressure gauge on this car as I did on my '67 Morris Minor 1000 Sedan.

The wood on the rear of the Traveller will have to be replaced and I am in the process of removing the old wood now. I think that all wood around the rear doors was installed as a unit. I will find out if that is true shortly. You cannot removing too much wood at one time as it is structural and the rear aluminum roof is supported by it. I do not want to have to remove the rear portion of the roof! The front roof and the rear roof sections are jointed by a rubber gasket. Why do a said "the rear roof"? The car was actually made from two separate sections. The front of an existing two door sedan (all steel) and a rear section composed of a steel floor, wood supports, aluminum roof, and aluminum side panels! A lot of care will be necessary in doing this work to prevent anything from bending out of shape!

Peter Brauen has replaced the clutch disk and throw-out bearing in his '67 Morris Sedan (with minimal assistance from me) and he can now drive it to the Car Day. He and I know of one other person entering a Morris in the show and this fact is encouraging me to bring my Morris in order to create a class for Morris cars. My MGC-GT has enough awards and its absence from the Car Day will make some registered MGB-GT owners happy as the cars are usually placed in the same class.



North American MGB Register
Offers all MGB, Midget, and MG 1100/1300
owners a great deal for your money.
Nonprofit, democratic, run by enthusiasts
for enthusiasts.
Super 56 page magazine, MGB Driver.
Technical advice, local chapters, National and
Regional Conventions, \$25.00 per year.
The only official MGB Register in the US
recognized by the MG Car Club, England.
Write P.O. Box MGB, Akin, IL 62805.
Call 1-800-NAMGBR1 and join today.

WHITE POST RESTORATIONS

ONE OLD CAR DRIVE, WHITE POST, VA 22663

CYLINDERS COMPLETELY REBUILT AND BRASS SLEEVED! LIFETIME LIMITED WARRANTY!
THE ULTIMATE SOLUTION TO YOUR BRAKE CYLINDER PROBLEMS

CALL FOR INFO (703) 837-1140.

GENERAL MEMBERSHIP MEETING MINUTES by Jim Jones.

The General Membership Meeting was opened by **Mike Anderson** at 7:30 PM. Mike discussed the upcoming Stennis Tour, Car Day/Officer's meeting, Goodie Bag meeting, *General meeting in March move to March 18th*, Ladies Day Out event, and SCCA driving classes. **Roy Richardson** reviewed the Middendorf Run. A number of club members told of their current British car projects. **Keith Vezina** spoke at length on the '97 Car Day. **Jimmie Brown** stated that he will again video the Car Day events and that he will reproduce that video for free to any club member who supplies him with a blank video cassette. **Karl Keiger** expressed the need for objects for the "What's It Board". The 50/50 drawing was won by **Butch Frutos** at \$23.00. The T-shirt contest drawing was won by **Patricia Gonzalez**. The meeting was closed by Mike at 8:30 PM.

LUBRIPORT LABORATORIES, INC.

PROUDLY SERVICING THE PETROLEUM & MARINE INDUSTRIES

PETROLEUM LABORATORY SERVICE* *USED LUBE OIL ANALYSIS* PREVENTIVE MAINTENANCE ANALYSIS
* DIESEL & RESIDUAL FUELS TESTING* *NEW LUBRICANT QUALITY ASSURANCE*
* EMISSION SPECTROMETER ANALYSIS*

504-464-1734 * 1650 AIRLINE HIGHWAY * KENNER, LA 70062.

1-97

CAR CLUB DUES

Car club dues are \$30.00 for the first year of membership and \$25.00 a year thereafter. Correspondence membership is available for those members who live out of town and is \$15.00 a year. If you are unsure if you owe dues or not, check the mailing label on your current Morris Gazette. It has the date that your membership dues will expire and that date will be highlighted in yellow the month before and the month that your dues are due.

If your dues are due, send them in now before you miss out on your next
MORRIS GAZETTE!

OFFICERS FOR CALENDAR YEAR 1997

BOARD of DIRECTORS:

PRESIDENT MIKE ANDERSON 504-466-2717.
VICE PRESIDENT BILL BREITHOFF 504-288-4019.
TREASURER HAROLD O'REILLY 504-486-5837.
EDITOR JIM JONES 504-892-7774 VOICE & FAX.


MEMBERS at LARGE:

ANNE FRILOUX 504-464-1734.
CATHY GREENSFELDER 504-392-9261.
DAN MELESURGO 504-391-3227.
ROY RICHARDSON 504-833-4840.

CLUB REGALIA

BMCNO T-SHIRT \$ 7.00 BMCNO JACKET PATCH \$ 5.50
BMCNO GOLF SHIRT \$15.00 BMCNO BASEBALL CAP \$12.00
BMCNO WINDSCREEN TRANSFER \$ 1.00
GET THESE ITEMS WHILE THEY LAST!

OBTAIN FROM CLUB TREASURER HAROLD O'REILLY AT GENERAL MEETING.



HUGHES & CO. TOOLS: POWER AND HAND

• OFFICE 504-845-8709 • FAX 504-845-0666 •
• NEW ORLEANS BEEPER • 504-565-9595 •
• 100 CHULA PLACE • MANDEVILLE • LA • 70471 • CLIFF HUGHES •

10-97

DA TRAVELIN' RAT! by Jim Jones



It was not very long after first viewing my recently acquired '60 Morris Minor Traveller that I knew that a rodent had taken up residence in the vehicle. After all, the car was parked in a shed on a farm. Some green vegetable matter told me that the creature was still around. But, on the trip home after many stops for fuel, food, and a night over in Alabama, I assumed that the animal was long gone.

A couple of days after my return I decided to begin cleaning the car of all the trash that the rodent had accumulated. It had removed most of the material from the back seat, deposited its business around the spare tire, carried in a ton of vegetable matter, and stored its seed catch on the front floor. What a mess! After dealing with this best I could without a shop vacuum, I turned my attention to the car's wood and paint.

I grabbed a bucket of water and a rag to clean off many years of dirt from the rear left fender and its wood trim. The "Woody" is stored at **Cliff Hughes'** building in Covington and the only utility there is electricity. Water is acquired from the lady's house across the street. We keep a bucket of water around to rinse our hands after cleaning them with waterless hand cleaner. It was this bucket of water that I used. After cleaning, the paint and wood looked pretty nice.

I grabbed the edge of the bucket to move it out of my way. When the bucket tilted, I noticed that something was in the bottom. I reached down to grab it. It did not feel right and I removed my hand immediately! It was then that I knew what the thing in the bottom was – DA RAT! I carried the bucket outside and dumped its contents and sure enough there was the critter. Gross! He was a big one. The rat must have remained inside the car all along and came out only to seek water. He found water in the bucket and jumped in it, but could not get back out and drowned.

Cliff and I have now decided to mount a 55 gallon drum on its side with a faucet installed which we can fill by hose with water. The water will not be used for drinking and we will not leave buckets around with water in them.

CAR DAY GULF SHIRTS

A small number of Car Day *golf shirt* (Not T-shirts) were made and all have been sold. Your club has received 6 more requests for the Car Day golf shirts. The printer has agreed to run off a minimum of 12 shirts. If we can get 6 more request for golf shirts, we will tell the printer O.K. Call **Keith Vezina** at 504-443-5056 if you desire one or more shirts. Remember, you will be committed to the purchase if you ask for one. The shirts will cost you \$20.00. Please call in your request for golf shirts before the General Membership Meeting which is scheduled for March 18th. (Note the date change)

LOCKS & THINGS by Mr. Goodspanner

If you acquired a British car and the keys were missing or you lost them, all is not doom and gloom. Any locksmith can make keys for your locks. You must remove the lock, bring it with you, and sometimes provide them with the proper key blank. Not all locksmiths stock key blanks that will fit your British made lock barrel. If they do, they may not look the same as the head of the original keys. Many parts suppliers can provide original British key blanks. The code numbers or letters are stamped on all but the latest car model keys and lock cylinders. If you provide the supplier with the make and model of your car, they can usually determine which key blank that you need. Have faith!

BRITISH CARS & SPARES

CARS FOR SALE


- A-H SPRITE** – '67 MK IV, Primrose Yellow, Engine & Gearbox Overhauled Recently, New Top, Tires, Exhaust, Brakes, Clutch, Shocks, Suspension Bushings, Etc. Not Show Quality, But a Good, Usable Strong Running Car. \$2400 OBO. I Have Too Many British Cars. Just purchased another one. Karl Kieger 504-737-2086 (River Ridge, La.)
- BUG-EYE** – '60, Many New Parts, Too Many Too List. 95% of all medal work completed, body ready for dipping. Moving out of State, Must Sell! \$1500.
Call Stu Orr at 504-845-9902. (Mandeville, La.)
- MGB** – '63 Model, 1st of 50 Cars Produced According to its Serial Number, Painted Wire Wheels, Complete Brake Rework. See at Car Day or Call Dennis Cole the Week Before Show at 504-632-6838 (Cut Off, La.)
- MGB** – '69 Model, Primrose Yellow, New Top, Wire Wheels, Good Interior, Two New Tires. Excellent Condition. \$4,000. Call Cliff Hughes at 504-845-8709 (Mandeville, La.)
- MGB** – '74 1/2, Rubber Bumper, 73K Miles, Recently Rebuilt Transmission and New Clutch Assembly. \$3850. Call Jim Young at 504-455-2997. (Metairie, La.)

WANTED

- HARD TOP** – For '61 Austin Healey 3000, BT7, MKI.
Call Lorraine McCaa at 504-618-2316 after 6 PM. (Ventress, La.)
- TRIUMPH TR-3** – "A" or "B" Model, prefer "B" Model in Running Condition with Good Body.
Call Les Landon at 504-767-1612. (Baton Rouge, La.)

SPARES FOR SALE

- HARD TOP** – Fiberglass, Fits MBG. \$200
Call Charlie Ake at 504-845-4153. (Madisonville, La.)
- CARB** – Weber Down Draft. \$250 Call Cliff Highes at 504-845-8709.



DELTA REGION SCCA NOTES

If you are interested in motocrossing your British car, the Sports Car of America Delta Region is for you. They know all about it and have events to attend all through out the season. Our club has a number of members who belong to the Delta Region SCCA and run their British cars on SCCA approved courses regularly. This is the only safe and legal way to test yourself and your British car to its limits and beyond. You can run your car as stock or hopped-up to the max against the clock with other cars in your class. Year end awards are given to the individuals who accumulate the most points in their classes.

Contact John Centanni at 504-340-2034 Home, 504-362-3282 Work, 504-362-4029 Fax, or E-Mail jccjr@worldnet.att.net for more information. He is the R.E. What ever that is.
PS. Can't I get one of you BMCNO / SCCA members to write a monthly in season article for the Morris Gazette? PLEASE?

REBUILT SHOCK TIP by Mr. Goodspanner

I recently discovered that newly rebuilt lever shock units do not necessarily come charged with hydraulic fluid. Just as you would not expect a new or rebuilt brake master cylinder to arrive at your door step fully charge with hydraulic fluid; do not expect that your new or rebuilt lever shocks will. Fill these units with the proper fluid before you install them, as it is many times very difficult to do so after they are installed on the car.

CABLE TIPS by Mr. Goodspanner

Many times the sheath portion of a cable assembly is more than long enough to reach its hold down point, but the cable is too short to reach its attachment point. In this case, if you cut off some of the sheath, the amount of cable protruding from the sheath will be longer.

Now, how too shorten the sheath without cutting the cable. With a solid wire cable, like a heater control cable, it is simple. Straighten the end of the cable with a pair of pliers and withdraw it into the sheath. Cut off the desired amount of the sheath. How you cut the sheath does matter.

Your best option is to use a rotary cutting wheel. A small one like those supplied with a Dremel Tool ® is excellent. (I hope that you received one as a Christmas gift.) A hack saw or coping saw will do the job, but they will leave sharp jagged edges. Edges which will cause nasty hand cuts sometime in the future. You can just cut the sheath at one point with the cable in place, but this will not make for a clean cut and the risk of cutting the cable is high. Also, with these tools, you will need to secure the sheath in a vice. Meaning that you will have to remove the assembly from the car. With a Dremel Tool ®, you can just hold the installed sheath with your hand while cutting it to length.

A flexible cable, made up of small individual wires like a throttle cable, will present another problem. The ends of a wrapped wire cable are usually unwound making it impossible to push it back through the sheath after it has been withdrawn for cutting the sheath to length.

The solution to the problem is to solder the cable just back from the damaged end and cut the cable at the soldered portion. If the cut is made with a Dremel Tool ® cutting wheel, it will be neat and not distorted. A Dremel Tool ® bur can be used to remove excessive solder so that the cable will fit through its attachment point. Problem solved! The fact that the soldered cable end will never again unwind is a bonus.

Remember to put some lock graphite (available at all hardware stores) inside the cable sheath for lasting smooth operation.

CAR DAY TV COVERAGE

Channel 4 WWL television will interview two club members with their British cars on their Morning Show, March 20th the Thursday before our club's March 22nd Car Day. Plan to watch or record this club happening. The interview will most likely be shown in the last half hour of the TV show.


STENNIS SPACE CENTER TOUR REPORT

Just the facts as given to me by club president **Mike Anderson**. Five British cars were driven to the event along with two "want to be" cars. Only one MG owner and he drove a van. Those club members in attendance did get to see the test firing of a space shuttle main engine!

WELCOME NEW MEMBERS


New full members will receive a BMCNO T-Shirt, Club Membership Card, Name Badge, and Holder. New Orleans area members are expected to pick up these items at one of the monthly General Membership Meetings. These items will be shipped to out of town members free of charge. The Name Tag will be included with their first copy of the Morris Gazette Newsletter.

CHARLES AKE
210 PARKVIEW
MANDEVILLE, IA. 70448
504-845-4153
'78 MGB, BROWN.



BOB WISWALL
54 ANDROUS AVENUE
KENNER, LA. 70065
504-433-2394
'70 MGB, RED.

**PENSACOLA CAR DAY UPDATE:
NO VENDORS AT THIS YEAR'S SHOW! TAKE NOTE.**



DO YOU KNOW THIS GUY?

**The Hill Country Triumph Club presents:
The 1991 South Central VTR Regional
April 18 thru 20 in historic Georgetown, Texas**

Host Hotel: La Quinta Inn Georgetown
333 North IN 35, Georgetown, TX 78628
[512]-869-2541 Fax [512] 863-1013

Ask for Vintage Triumph Register block of rooms
Long Distance Call
La Quinta Reservations [800] 531-5900
Use Confirmation number 13927
VTR Convention Rate \$68.00

Bed & Breakfast: Page House \$85.00 night
(800) 828-7700 (512) 863-8979
Harper-Chessher Historic Inn \$95.00 night
(800) 944-4057 (512) 863-4057
Other Hotels: Days Inn (512) 863-5572

Event Registration

complete attached registration form, calculate and mail fees to event registrar postmarked no later than April 5, Make checks payable to:

HCTC

c/o DeeAnn Bishop
6412 Jennings Dr.
Austin, TX 78727
(512) 335-0264


FOR REGIONALS INFORMATION CALL:

Art Graves (512) 251-9874
Roger Bolick (512) 794-9567

"Special "Early Bird Raffle"

All registrations postmarked by 4/5/97 will be entered into a special drawing for

50 Free Raffle Tickets!



SCHEDULE OF EVENTS

Friday: April 18

12:00 p.m. - 10:00 p.m. Registration in La Quinta Club Room, Hotel Check-in, Raffle Tickets go on sale.
6:00 p.m. - 9:00 p.m. Welcome Barbeque, Keg Beer provided (a Hill Country Triumph Club Tradition!)

Saturday: April 19

8:00 a.m. - 12:00 p.m. Registration in La Quinta Club Room.
8:00 a.m. - 12:00 p.m. Autocross and Funkhana at Georgetown High School.
12:00p.m. - 1:00 pm. Lunch on your own. Wide selection of restauarants to choose from.
12:30 p.m. - 4:00 p.m. 3 Legged Rallye at hotel. TSD, Gimmick & Poker (3 Legs and overall award).
4:00 p.m - 5:30 p.m. Car Wash and/or R&R for Dinner, Raffle Ticket Sales.
5:30 p.m. Road Tour to Walburg Mercantile Restaurant and Beer Garden.
6:00 p.m. - 7:00 p.m. Raffle at the Beer Garden prior to dinner.
7:00p.m. - 10:00 pm. All You Can Eat German Buffet, followed by dancing to theWalburg Boys
10:30p.m. - 11:00 pm Parking lot madness, Tug ATR contest? ("We must "Pump You Up")

Sunday: April 20

6:30 a.m. - 8:00 a.m. Concours Judges Breakfast, Judges Meeting starts at 7:30 a.m. sharp.
8:00 a.m. - 11:30 a.m. Concours Judging and Car Show at the Williamson County Courthouse Square.
10:00 a.m. - 11:30a.m. Brunch at Cafe On The Square (Pre-paid Ticket Required).
12:00 p.m Awards announced on the Courthouse Steps (backup: hotel banquet room).

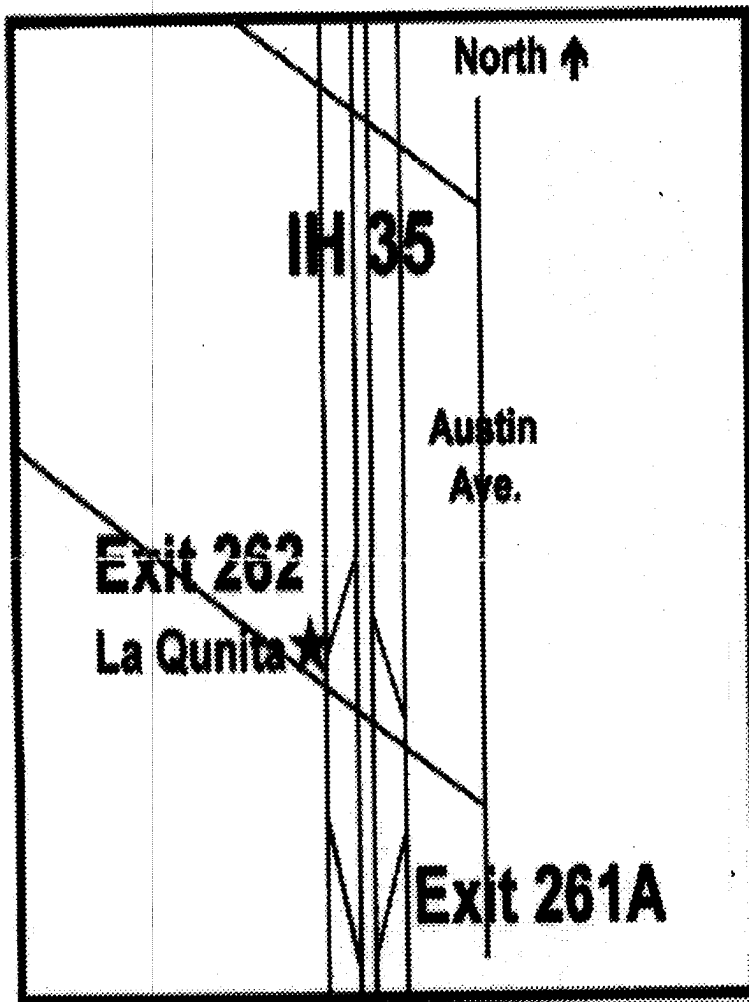
THE TRIUMPH EVENT OF THE YEAR!



1997 VTR
South Central
Regionals

Georgetown, Texas
April 18th thru 20th

.....



1997 SOUTH CENTRAL VTR
Registration Form

Names: _____

Address: _____

City: _____

State: _____ Zip Code: _____

Phone: Work: [] _____

Phone: Home: [] _____

Model: _____ Year: _____

Model: _____ Year: _____

Number of Adults/Children: _____ / _____

Registration Fees:

Registration: One Concours Entry \$35.00

Must be postmarked by 4/5/97

Late Registration Fee: *After 4/5/97* \$ 5.00

Additional Cars [# X \$10.00] \$

Saturday Dinner [# X \$20.00] \$

Childs Dinner [# X \$10.00] \$

Sunday Brunch [# X \$ 8.00] \$

1991 Regional Tee-Shirts:

Medium # X \$12.00 \$

Large # X \$12.00 \$

X-Large # X \$12.00 \$

XX-Large # X \$14.00 \$

Total Fees (Payable To HCTC) \$ _____

NEW THINGS AT THE BMCNO CAR DAY

The Southern Delta Region Rolls-Royce Owners Club will hold their own event within the BMCNO Car Day. Watch for their activities during the day. At least two new Jaguars will be on display. (Sorry you cannot drive them.) Pre-registrations indicate that we will have an even larger number of British cars in attendance than we had last year. The Car Day T-shirts will be more subdued than previous years. We will have two food vendors this year. One will serve pizza by the slice and the other will serve a variety from hamburgers to hot dishes. Faster service and higher quality of foods. Beer and soft drinks will be available.

Same as last year are: Photographs given to all registered British cars owners with reprints available, awards with the owner and car year & model already on the awards presented at the banquet, air condition pavilion with clean rest rooms, cars parked on the grass field, lots of paved parking for spectators, both popular & judged classes, vendors with associated British car stuff, trailer parking next to host hotel Friday & Saturday & on-site parking on Saturday.